




Packable Wind Jacket. EB500




Wind was the inspiration for this compact layer. Plus, it packs down into a pocket, making it easy to carry wherever you go. Hood with locking drawcords for adjustability, contrast reverse coil zipper, underarm vents, packable zippered chest pocket, front unzipped pockets, elastic cuffs and an open hem. Contrast Eddie Bauer logo on right chest. Made of 100% nylon.

CARE INSTRUCTIONS

Secure all garment before laundering Machine wash warm delicate separately Use mild detergent rinse throughly Do not bleach Tumble dry low or for best result line dry Do not iron. Do not dry clean

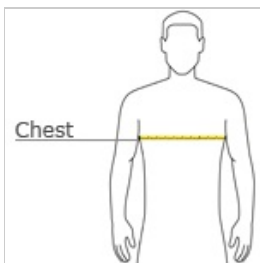


front



back

HOW TO MEASURE







CHEST

With arms down at sides, measure around the upper body, under arms and over the fullest part of the chest.

SIZE CHART

	XS	S	M	L	XL	2XL	3XL	4XL
Chest	32-34	35-37	38-40	41-43	44-46	48-50	52-54	55-57

COLOR INFORMATION

			
Adriatic Blue PMS 7546 C	Black PMS BTR BLACK	Brilliant Blue PMS 7687 C	Grey Steel PMS 426 C