





All the weather protection you love about our classic Challenger™ Jacket—but with added details like a two-way zipper, hidden zippered chest pocket and open hem with drawcord and toggles for adjustability.

- Teklon® nylon shell
- Heavyweight fleece lining for extra warmth
- Poly-filled sleeves with polyester lining
- Double-needle stitching throughout
- Interior cellphone pocket
- Adjustable cuffs with hook and loop closures
- Slash zippered pockets, interior zippered pocket
- Port Pocket™ for easy embroidery access

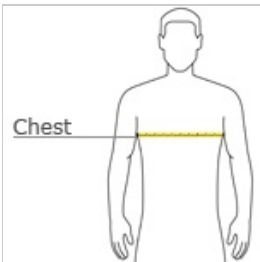


front



back

HOW TO MEASURE








CHEST
With arms down at sides, measure around the upper body, under arms and over the fullest part of the chest.

SIZE CHART

	XS	S	M	L	XL	2XL	3XL	4XL	5XL	6XL
Chest	32-34	35-37	38-40	41-43	44-46	47-49	50-53	54-57	58-60	61-63

COLOR INFORMATION

				
Steel Grey/True Black PMS CL GY 11 C	True Black/True Black PMS NTR BLACK	True Hunter/True Black PMS 446 C	True Navy/True Navy PMS 7546 C	True Red/True Black PMS 201 C